



Proudly Made
In America

M9-RS2

Room Temperature / Humidity Sensor

Application

Solar-powered sensors, with an intelligent transmission management, are used to measure the room temperature and room rH, and transmit this information wirelessly using the non-proprietary EnOcean wireless protocol. Special indoor solar cells collect the power required for operation and data transfer from ambient light. In unlit periods, maintenance-free gold-cap capacitors continue to feed the transmitter. The wireless transmission technology gives you a great deal of freedom in choosing the installation location.

Technical Specifications

Part Numbers (Frequency Dependent)	M9-RS2 (Long Range 902 MHz - North America) M8-RS2 (Standard Range 868 MHz - Europe and China) MJ-RS2 (Standard Range 928 MHz - Japan)
Power Supply	Solar-powered via internal energy storage unit
Protocol	Wireless EnOcean Telegram
Profile	EEP A5-02-05 (Temperature Sensor) EEP A5-04-01 (Temperature / Humidity Sensor)
Transmission Range	Standard: Approximately 100 ft (30m) depending on building structure Long Range: Approximately 1600 ft (487 m) LINE OF SIGHT NOTE: Range can vary greatly based on building materials, device positioning, interference, etc. Reference the EnOcean Range Planning Guide prior to installation.
Duty Cycle	< 0.4%
Transmission Interval	Configurable in <i>Air Config</i> (email support@magnumfirst.com for download instructions) The default is based on change of value or every 15 minutes.
Transmission Power	< 10mW
Darkness Reserve	Up to 100 hours
Illumination Strength	Min. 150 lx, constant
Temperature Measuring Range	32°F to 104°F (0°C to 40°C)
Temperature Accuracy	±0.5°F (0.3°C)
Temperature Repeatability	±0.18°F (0.1°C)

M9-RS2

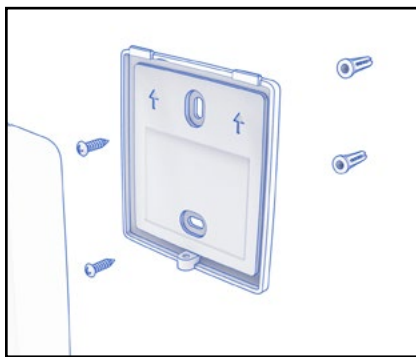
Room Temperature / Humidity Sensor



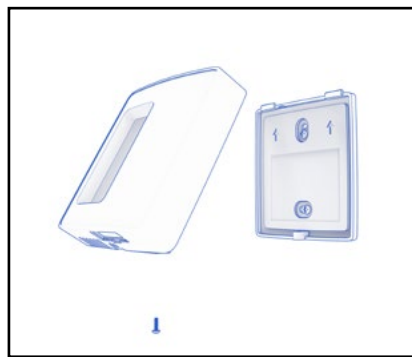
Technical Specifications

Temperature Long Term Drift	< 0.02 / year
Humidity Accuracy	±3.0% rH
Humidity Repeatability	±1.0% rH
Humidity Long Term Drift	<0.25% rH / year
Ambient Conditions	32°F to 122°F (0°C to 50°C)
Housing	UL94 5 VA Rated ABS
Certifications	FCC (Standard Range United States) SZV-TCM3XXX FCC (Long Range United States) 2ANUH-LSTM300U IC (Canada) 5713A-TCMXXX CE

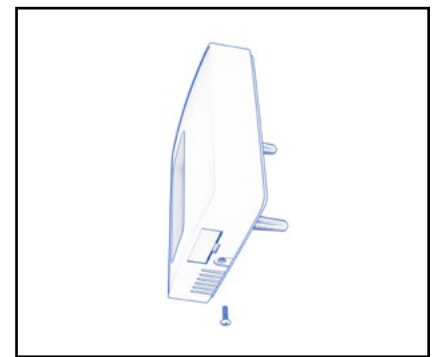
Installation Information: Be sure to choose a proper installation location based on [EnOcean Range Planning Guide](#).



Attach the mounting / back plate to the desired wall location with provided wall anchors.



Once back plate is mounted, attach the face plate and affix security screw to the bottom.



Your device is now successfully mounted to the wall.

NOTE: ADHESIVE PAD ON THE BACK OF MOUNTING PLATE IS FOR INSULATION PURPOSES ONLY. NOT FOR MOUNTING!

Dimensional Line Drawings

